




Pet Partners of Greater Cincinnati





A Letter from our President



The Journey to Becoming a Pet Partner Team

My first words to new handlers studying to become Pet Partners is to tell them I'm happy to be part of their journey. Looking back, I think many failed to hear the word "journey" and about the joy and rewards this journey can bring. We have become used to instant rewards which is not often the case with training animals and handlers. I encourage handlers to have a sense of humor, because I certainly needed one when I started this journey with Frankie.

Frankie is the most joyful being I have ever met and I soon learned was willing to do anything to get a smile from people. It also became apparent Frankie had a short attention span but his exuberance to please people was endless.

So we began Beginner 101. Frankie became adept at staring at a person until they smiled, which to him was the invitation to break a perfect STAY to go visit. The training ring provided the opportunity to be the center of attention by simply rolling over and wiggling. Our last day resulted in Mary Jo and me crawling around on the floor in an attempt to get Frankie off his back into a stand position. It ended with Frankie and me laughing on the floor and the instructor stating "that dog needs a lot of work."

The second round of Beginner 101 was with the wonderful trainer Anne. Our training included teaching our pet to make eye contact and guiding our dogs to sit, down, and stay with rewards of treats and praise for the desired behavior. Frankie again showed how much he enjoyed being the class clown, in addition to striving to become the teacher's pet. He followed Anne's every move and request, even if she was on the other side of the room. This is where I learned one of the most important lessons a handler can learn, which is to ***have a sense of humor when training your pet***. For the first time, I was really having fun training my dog. Frankie left Beginner 101 as joyful as ever and more confident but not quite "pet therapy ready".

On to Intermediate 1 & 2 with trainer Marles. She continued to support the thrill when your dog did all that was asked of him and the humor when he was less than perfect.

Our journey with our pets is to help them better negotiate the world around them. It may have taken us three years to become a pet therapy team but I sure had a lot of laughs along the way and Frankie is still the most joyful being I know. And yes, he is still the class clown, and that is OK.

Enjoy the journey with your best friend!

Marilyn Edwards
President, Pet Partners of Greater Cincinnati

P.S. Thank you, Anne, for teaching me the joy of the journey.





Susan's Musings



There seems to have been some confusion amongst the membership about ordering apparel from Lands End, vests, scarves and leash covers from Raspberry Fields, as well as ID badges from Raspberry Fields. I am going to go through each area and explain the how and why for ordering these items.

Therapy Pet Vests/Scarves/Leash Covers

Our supplier for PPGC branded vests, etc. for our pet partners is Raspberry Fields. We have had a long-term contract with this company and receive a 20% discount on all items we order from them. You should have created an account with Raspberry Fields when you became a PPGC member (preferably using your tpgcpets.org email).

The discount is reflected in the prices shown to you when you make a purchase, not at checkout. (See following page for Step-by-Step instructions.) Note: Pet Partners (National) also has an account with Raspberry Fields but they do not offer the discount nor does it have the PPGC logo.

Land's End Apparel

We also have a "storefront" with Land's End Business that allows you to purchase apparel (and other items) with the PPGC logo. You must use the following link AND then set up an account with Land's End Business:

business.landsend.com/store/ppgc

Every time you place an order you must use the above link and sign in with your account. You will NOT see a storefront with the PPGC logo, rather, access to the logo is tied to your account. You are welcome to order any item with the logo. (See following page for additional instructions.) Again, Pet Partners (National) also has an account with Land's End that limits your purchases to collared shirts and only certain colors.

ID Badges

Last year, Pet Partners made the decision to stop providing ID badges to members. The PPGC Board disagreed with this decision in the belief that our ID badges conferred a sense "belonging" and "professionalism". We made the decision to cover the cost of one badge per member (these are considered permanent). To order your badge, you must email Sales@raspberrypetfields.com, put "PPGC Badge Order" in the subject line and then provide the required information (see separate instructions provided in this newsletter). You do not pay for the badge (the bill comes to PPGC) and the badge is mailed directly to your home. Looking through our records, there are many of you who have joined or re-evaluated in the last year that have not ordered a badge. We ask that you please do so at your earliest convenience.

Please contact me if you have any questions

(susan.steinhardt@tpgcpets.org)

~ Susan Steinhardt





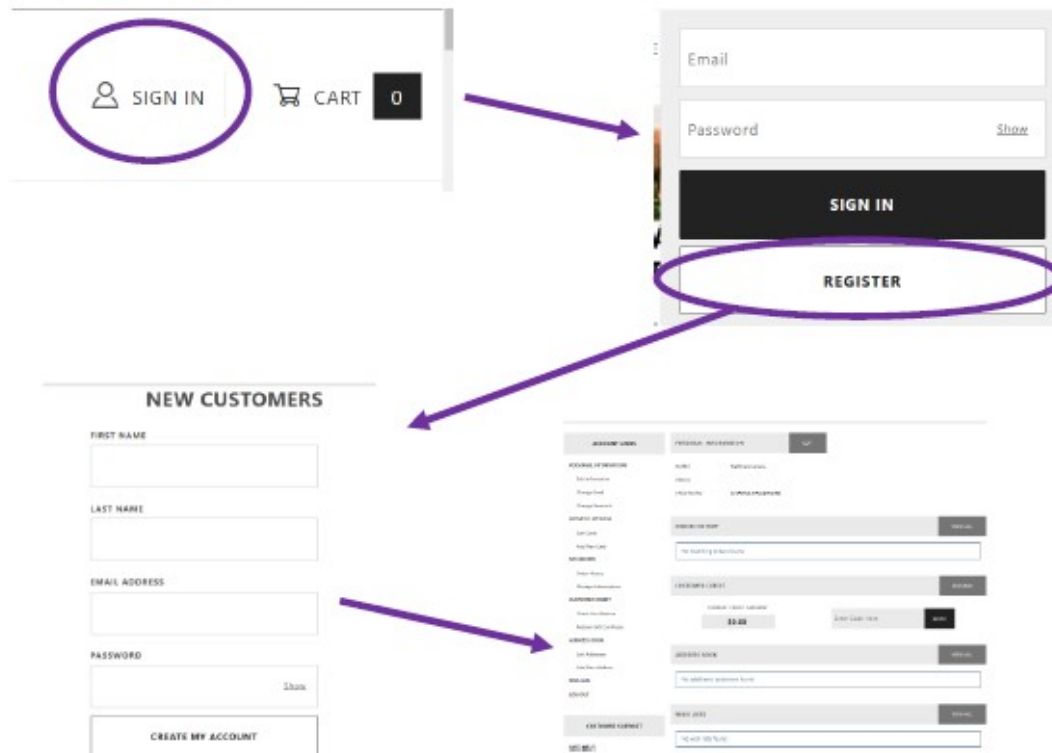
Pet Partners of Greater Cincinnati



Pet Partners of Greater Cincinnati

Just follow the instructions below, and we can get your vest and/or your bandana started for you as well as leash covers!! (SEE BADGE ORDER FORM WHICH IS SEPARATE) If you prefer, you can call Raspberry Field at 503-661-2284, and we can take your order for vests/bandanas and leash covers!

1. Go to www.raspberrymfield.com Click sign in button on the top right-hand side of the Homepage. If you are new to Raspberry fields, choose the option to REGISTER. If you have an account, skip to step 4 after logging in.



2. When you have finished creating your account, send an email to sales@raspberrymfield.com with your name, and the email associated with your new Raspberry Field account. Please include that you are part of PET PARTNERS OF GREATER CINCINNATI.



Raspberry Field will set up your online account to have access to PPGC Category and attach the **permanent 20% discount** to your account as well. You will receive an email when this process is finished. (Usually within 24 hours, or less).

Continue next page



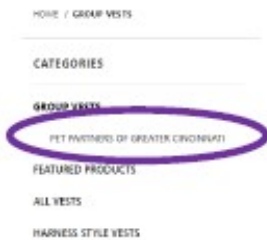
Pet Partners of Greater Cincinnati



Pet Partners

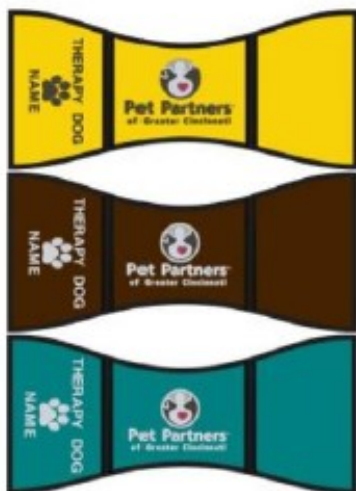
of Greater Cincinnati

- Once you receive the confirmation email you can return to www.raspberryfield.com . Sign In with your account information.
- Find the Categories section (left hand side). Click "GROUP VESTS". Now you should see PET PARTNERS OF GREATER CINCINNATI. Click that to see all of the available items for our group which include vests, bandanas, and leash covers. (If you are looking to order your first permanent badge, please see the badge order instructions)




- Select the item you want, and then the size and color + your pet's name (if you want). Add to the cart and complete your order

PLEASE NOTE – PPGC has a specific design. The organization will not allow additions or substitutions except for the options offered for each item. Vests are very custom – and take 3-4 weeks to produce. We appreciate your understanding.



Pet Partners of Greater Cincinnati

Vest
\$24.00



PPGC BANDANA

\$11.20



Pet Partners of Greater Cincinnati

Leash Cover

\$12.00



Pet Partners of Greater Cincinnati

Collar Bandana

\$19.60



Pet Partners of Greater Cincinnati


Pet Partners
of Greater Cincinnati

Lands' End Page


Setup:

Create an account on our designated page and log in. www.business.landsend.com/store/ppgc

Shopping:

Select the item and size you want. At the bottom of the page click the option to apply the logo. Pick the location where you want the logo, there is no required location. At the bottom of the section, select the option to apply the logo and finally add the item to your bag. Continue shopping if you are ordering multiple items and then move to the check out when you are done.

(optional) You will be able to change the logo colors for the lettering if you need to contrast the thread against the color of your item.



Checking out:

Click on your bag to begin the checkout process. The page will breakdown the cost for the item (s), logo(s) and shipping. We do not have any promo codes, but if you sign up for their emails, they will run sales throughout the year and notify you of those discounts. Apply your payment. Shipping normally takes 2-3 weeks depending on the time of year you place your order.

NOTE: Members can order *any* item and in *any* color. We do encourage members to have at least one shirt in the standard PPGC colors which are Aegean Aqua and Charcoal Heather.

ITEM NUMBERS OF STANDARD SHIRTS (short sleeve polo style):

Women's Regular: **#426599CT3** (available in both Aegean Aqua and Charcoal Heather)

Women's Feminine Fit: **#426597CT4** (available in both Aegean Aqua and Charcoal Heather)

Men's Regular Fit: **#053874CT2** (available in the Charcoal Heather)



Aegean Aqua



Charcoal Heather

OFFICIAL PPGC COLORS!!!!

If you have any questions about our Lands' End account, please reach out to Susan Steinhardt [su-san.steinhardt@tpgcpets.org](mailto:susan.steinhardt@tpgcpets.org) #513-236-9860 (cell)

In Stock Shirts!!!!!!

We have shirts available for sale which can be picked up at any scheduled evaluation. We have a variety of sizes in our standard Aegean Aqua (women) and Charcoal Heather (women/men). We are able to offer these shirts at a discounted price over ordering at Lands' End. These were a special purchase which is limited to the supply we have on hand. We will not be able to order additional sizes and colors at the same discounted price. Payment can be made when you pick your shirt up (cash/check/PayPal). Reach out to Louise for insight to our available supply (treasurer@tpgcpets.org).



Pet Partners of Greater Cincinnati



PPGC requires that our handlers have a permanent badge that is worn during all PPGC visits. The cost of one permanent badge per handler will be covered by PPGC. Any additional badges will be the handler's responsibility.

To order your badge, please follow these instructions.

First, make some decisions about your badge

- Will you want the vertical or horizontal badge? (see examples on page 2)
- Will you want a photo of you or you and your therapy pet?
- Will you want your therapy pet's name included on the badge?
- Know your Pet Partner's ID# (you can find this on your acceptance letter)

Next, you are going to send an email to Raspberry Field with only your badge order. It must have all of the following to be considered complete.

- **TO:** Sales@raspberrymfield.com
- **SUBJECT:** PPGC Badge Order
- **BODY:**
 - **Badge Type:** Vertical or Horizontal
 - **Name:** Your First/Last Name
 - **Pet Name:** (Optional)
 - **Pet Partners ID#:** xxxxxx
 - **Home Address (for shipping purposes only)**
 - Street Address:
 - City:
 - State:
 - Zip Code:
- **ATTACHMENT**
 - Photo for your badge (of you OR you & your therapy pet)
 - Prefer : JPG/JPEG
 - **NOT ACCEPTED:** Apple format (HEIC). If this is all you have, please convert the HEIC to JPG. There are several options to do this. We are including a link to get you started <https://www.howtogeek.com/345504/how-to-open-heic-files-on-windows-or-convert-them-to-jpeg/>


How long will it take?

If you are only ordering the badge, turnaround will be 1-2 weeks once Raspberry Field receives all the necessary information. If you are also ordering other items from Raspberry Field, like a vest, we have asked Raspberry Field to combine all of your items and ship in the same shipment. Turnaround may be impacted by the lead time on other items.

Can I order more badges?

Yes. Handlers can order additional badges at their own cost. Those need to be ordered through the Raspberry Field website. All the items available to our group are under the Group Vest section of the site.

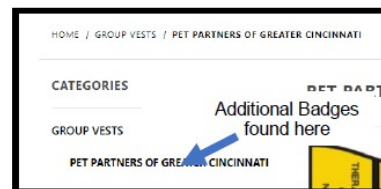

HELPFUL IMAGES



PPGC Animal Team Badge - Vertical



PPGC Animal Team Badge - Horizontal






“BEST DAY EVER!”
A Note of Appreciation from
Hamilton County Dept. of Job and Family Services

Today I am in the office and was lucky enough to see and pet the dogs. I am so happy! The minute I saw them my blood pressure dropped and the minute I sat on the ground to pet them it dropped even more. After spending a couple of minutes with them I returned to my desk a new person and was able to quickly and easily write up a present danger case.



Then Erin stopped by to let me know that some time next month the Sheriff's are bringing over their support dog. Just hearing her say that calmed me down. It wasn't that I was feeling terribly stressed anyway but boy did it help.

This is one of the best things to happen in the 36 years I have been here.



Thank you for the support.

~ Missy






Pet Partners of Greater Cincinnati

Hamilton County Coroner and Crime Lab



The Christian Village at Mason




Roxie (Amie Kocher)





Pet Partners of Greater Cincinnati



November and December bring us two cherished holidays that we all look forward to. A big part of them is food and drink: snacks while watching football, cocktails, a feast for dinner with a myriad of side dishes and desserts, and days of delicious left-overs. We want to share the goodness with our pets, but we must be very cognizant of what is safe and unsafe to keep them healthy and out of the emergency room.

Please review this list of the most common items and be vigilant with them around your dogs. Remember, the *UNSAFE* items are to be avoided alone or as an ingredient in something. And be sure to remind your guests, too, *before* they sit down for the big game and before the first bite! You don't want them "sharing" any goodies with your pooch, no matter how much they beg, or your dogs whine!

OK

SAFE



1. Turkey and chicken meat (if not seasoned)
2. Turkey and chicken skin (only if not seasoned and not basted with butter or fat)
3. Sweet potatoes (no seasoning)
4. Potatoes (boiled or baked with no butter, sour cream, salt, or pepper)
5. Green beans, carrots, corn, broccoli, cauliflower, zucchini (raw or cooked but with no seasoning or butter)
6. Pumpkin
7. Apples (cut out the core to remove seeds, which are toxic)
8. Eggs (cooked)
9. Popcorn (only air-popped, no butter or seasoning)



UNSAFE



1. Turkey or chicken bones
2. Ham
3. Gravy
4. Mashed potatoes
5. Creamed peas
6. Alcohol
7. Desserts with artificial sweeteners like xylitol
8. Chocolate, cookies, pies, sweets
9. Raisins and grapes
10. Onions, scallions, and garlic
11. Cranberry
12. Mushrooms
13. Nuts
14. Butters, oils, fatty meats
15. Snack chips with salt, spices, processed ingredients



Pet Partners of Greater Cincinnati



Elle and I have been together for two years now. She is a spirited and intuitive yellow labrador retriever who will turn 4-years-old at the end of November. She brings so much joy to my life and those around me, that I believed we could bring even more of that joy to others in our community. Not only that, but Elle came from Dogs, Inc. in Palmetto, FL where she grew up being a helper, and has a natural inclination towards wanting to share love and joy with other people.

Nowadays, as soon as her coat goes on she knows she has a job to do! We have only just started, but Elle has quickly caught on to being the “main attraction” when she shows up at Wyoming High School to spread her joy and love with the students. It is heartwarming to witness how the students have already become familiar with Elle and are excited to visit with her. I feel that Elle and I will also look for other opportunities to visit new locations and different populations of people in the future as well.

When Elle has her free time she loves long walks, chasing the frisbee, hiking and anything that involves water. She is also a super cuddle bug and loves to snuggle up with family. She particularly enjoys camping since that includes just about all her favorite things. I also enjoy the outdoors and love that Elle can join me on hikes.

Even though Elle is a Florida native, I think she is enjoying all of the four seasons that we experience here in Cincinnati. This past winter’s snow was so much fun for her! Having Elle by my side and sharing her with our community has been a wonderful experience so far. We look forward to meeting other pet therapy teams and making many more visits in the future!

~ *Emily Tinsley Hoey*





Raven's Journey: From Rescue Dog to Therapy Dog Team



Raven, a 3-year-old black Great Dane, has a natural gift for empathizing with people under stress—likely due to the challenges she faced early in life. She spent her first year malnourished and without the medication she needed. Her second home was no better, where she was mistreated by a male family member and labeled as incompatible with men and their other dog.

Thankfully, Jordan's Giants, a Great Dane breeder, stepped in. The family at Jordan's Giants worked hard to show Raven that not all men were harmful. Slowly, she began to heal.

When I saw Raven's photo on Facebook, I was drawn to her and requested a sleepover. I immediately fell in love with her sweet, gentle nature. After adopting her, it took about six months to fully earn her trust and help her relax in her new environment. Our walks through dog-friendly stores became an unexpected form of therapy—not just for Raven but for the many people who stopped to ask if they could pet her.

One day, my neighbor Donna Parniuk, a fellow Pet Partner member, shared her experiences with her therapy dogs, Lou Lou and Emi, which inspired me to start training Raven.

With an undergraduate degree in sociology and psychology, and a master's in leadership, my experience as a business owner, college instructor, and counselor has helped me create a caring and supportive environment for Raven and the individuals we meet.

Raven and I have already begun our Pet Partner journey, a visiting hospital and a nursing home in the Lawrenceburg, IN and Harrison, OH area. We're excited to expand our visits to businesses, colleges, and other opportunities where we can make a difference.



~ *Bebe Kinnett*





Pet Partners of Greater Cincinnati



I guess I'm an example of the "Greater Cincinnati" part of the name since I live in Hurricane, WV, about 3 hours away from Cincinnati. But I have relied on PPGC for my evaluations over the past 5 or so years and I feel like I have close ties with the group. Joining just seemed to be a logical step.

I am a retired U.S. Probation Officer and I have 21 years experience as a therapy animal handler, beginning with Delta Society and continuing to Pet Partners. My current partner, Jordan, is my sixth teammate (all of whom have been rescued Golden Retrievers). Jordan, who just turned 9 years old, is starting his fifth year as a therapy dog. And he has accomplished this while dealing with a genetic disease that has caused him to go blind over the past four years. We regularly visit Charleston (WV) Area Medical Center's facilities including Teays Valley Hospital (my local hospital) and the CAMC Cancer Centers in Charleston and Teays Valley. Recently, we began visiting St. Mary's Medical Center in Huntington, WV, a facility I used to visit with some of my previous partners. At the suggestion of Karen Spradlin, our most recent evaluator, I am in the process of completing the training for AACR.

Jordan and I are thrilled to be part of such a terrific community group, even if we won't be encountering our fellow members on visits.

~ *Jim Wilmoth*





Pet Partners of Greater Cincinnati



World's Largest Pet Walk 2024





Pet Partners of Greater Cincinnati

World's Largest Pet Walk 2024



Pet Partners
of Greater Cincinnati





Pet Partners of Greater Cincinnati



My beloved Sheltie, Rain, has crossed the Rainbow Bridge. She suffered from a very long battle managing pancreatitis and IBD. Over the past few weeks, her ability to retain her meals decreased and the difficult decision had to be made to let Rain cross.

She went to work with her dad every day at a local construction company where she got unlimited belly rubs and ear scratches from the office staff. She loved playing in the yard with her human brother and napping on the floor air vents.

Rain enjoyed visiting Mercy and St. E hospitals. As soon as she saw me get her therapy leash out, she would race me to the garage eager to get to our destination.


We miss her immensely.

~ **Shelby Caldwell**






Pet Partners of Greater Cincinnati




As many of you already know, Frank and I had to say goodbye to our sweet Bo. We are, of course, heartbroken, but he was too special of a dog to dwell on the sadness. We want to celebrate Bo and his special way of making everyone he met (especially Frank and me) just a little bit happier, one smile at a time. Our sweet Bo forever changed our lives. He made every day better.



When we went to pick out a new puppy after losing our very special dog named Blaidden, we could not have imagined the 9½ year journey we were about to begin. We knew we wanted to start doing therapy dog work, which would be new for both of us, and he made that dream come true and then some. We had decided to get a Flat Coated Retriever for their fun, sweet, gentle personality. We went to look at the last two puppies left in a litter in Medina, Ohio; one pup was said to be outgoing and confident, a really great pup. The other one, we were told, was quiet and shy and would be the last pick. So, we played with the “best” pup while the other puppy was left over in a corner, sleeping. This first puppy was of course adorable, but Frank asked...no, Frank demanded, to see the other puppy, and they reluctantly brought him to us, saying, you really don't want this one, he is too shy and aloof. Well, this “shy, quiet and not so great pup” crawled into Frank's arms, put his head on his shoulder, snuggled in and never left.

We took him home right then and named him Blaidden's Rainbow, “Bo”, and he was a pure miracle. He was smart, funny and happy, but of course we realized shortly, that he was also completely deaf! We were a little worried at first. How will we train him, could he still be a therapy dog, but we quickly realized that Bo could hear better with his heart than any other dog could hear with their ears. Bo went on to prove how special he was. Bo was the star in puppy kindergarten and in all his obedience classes. We must give a very special thank you to Karen Spradlin, who taught one of those first classes and recognized right away just how special Bo was and encouraged us to make our dream come true and become a therapy dog team. Karen was our and Bo's biggest cheerleader, our mentor and our friend. It is because of her that we had the confidence to take that first test and pass. Thank you, Karen, for believing in us and loving our sweet Bo.



(Continued on next page)



Pet Partners of Greater Cincinnati

While Bo became an official registered Therapy Dog with Pet Partners at the age of two, he had been a therapy dog since the day we brought him home at 8 weeks. He had a magical way of bringing joy to my Mom when nothing else could during her battle with Alzheimer's. We will be forever grateful for what he did for my Mom and I know he is with her now sharing an ice cream bar and cheerios. Thank you, Bo, for making my Mom smile when no one else could. We knew then that Bo was too special not to share with the world.




Frank and Bo had a bond that will never be broken and was truly magical. They became inseparable at home and at work. Since 2017, Frank and Bo travelled over 10,000 miles spending over 550 hours at just under 400 Therapy Visits. They interacted and impacted over 26,000 people during those visits...improving lives one smile at a time.



Their favorite visits were with the Kings High School and Columbia Intermediate School Special Needs kids. He connected with those kids in such a special way and always knew just what they needed, whether it was a soft hug, a shared walk, a paw to hold or even a really loud bark or two to make them laugh...he knew. Everyone that met Frank and Bo at an event got a "Therapy Dog Bo" Trading Card and over

the last 7½ years Frank gave out over 15,000 cards. "Therapy Dog Bo" cards are in school lockers, at nurses' stations and on work computers all over the tri-state area and we hope he continues to improve those lives one smile at a time when they look at his card for years to come. With all his Therapy Dog magic, Bo was at his best at home with us. He was sweet, funny, smart and loyal. He loved his treats, his toys, and he loved his crate and his bedtime! He loved to crawl under our legs and howl like a wolf. He was our heart and soul. He brought us joy and laughter every day. He loved his little brothers too, and he taught Enzo so much and we wish he could have had more time with Leo. We want to thank everyone for all the love you had for Bo. He was our Blaiden's Rainbow, our Sweet Bo. He will be with us forever in our hearts and our memories. We thank him from the bottom of our hearts for all he did for us and everyone he met.



~Denise & Frank Sebastianelli





Sweet Potato Treats

Ingredients: 2 sweet potatoes
1 tablespoon ground turmeric
1 1/2 tablespoons coconut oil

1. Peel the sweet potatoes and thinly slice them about 1/4 in. or thicker; too thin and they'll roast into chips rather than chews.
2. In a medium bowl, microwave the coconut oil for 30 seconds or until melted.
3. Add the potato slices to the bowl of coconut oil. Sprinkle in 1 tablespoon of ground turmeric and mix until all the slices are coated.
4. Spread the potato slices in a single layer on a baking sheet covered with parchment paper. Roast in a 200°F oven for 2-3 hours, until the slices have shrunken and become chewy, OR put in an air fryer for about 7 hours.
5. Store in an air-tight container in the refrigerator to prevent from drying out.

From www.tasteofhome.com **Taste
ofHome**

Pumpkin Ginger Dog Biscuits

Ingredients

3 cups whole wheat flour	1 large egg, room temp, beaten
1/2 teaspoon ground ginger	1/4 to 1/2 cup water
1/2 cup canned pumpkin	1 tbsp coconut oil, melted



1. Preheat oven to 275°. Combine flour and ginger. In the bowl of a mixer, combine pumpkin, egg and coconut oil. Add the flour mixture and mix until crumbly.
2. With the mixer on low, slowly add water 1 tablespoon at a time until dough comes together but is not sticky.
3. On a floured surface, roll dough to 1/4-in. thickness. Cut with a 3-inch cookie cutter. If using a bone shape, poke holes in the center of the biscuit with a fork. If using a pumpkin shape, press lines into biscuit with the edge of a spoon.
4. Place 2 inches apart on ungreased baking sheets. Bake until bottoms are lightly browned (tops may crack) and treats feel firm when pressed, about 2-1/2 hours. Cool on a wire rack.
5. Store in an airtight container.

From www.tasteofhome.com **Taste
ofHome**



Pet Partners of Greater Cincinnati

Board President	Marilyn Edwards
Board Vice President	Heather Hauser
Board Secretary	Debbie Bauer
Board Treasurer	Louise Nathanson
Trustees	Deborah Newstrand
	Trish Smith
	Lora Wynn
Executive Director	Susan Steinhardt

Editor's Note

Autumn has not disappointed us, bringing beautiful colors of the season. It also brings many new members to PPGC, a few of who have contributed their stories for this edition. If you still have a story to send, please do so and it will be included in a future edition.



Roxie is settling into her therapy dog retirement, while I remain active with our Therapy Animal Support Team for first responders and AACR teams.

Enjoy this wonderful season, and have a Happy Thanksgiving.

~Sharon Newman

